

# HYDRAULIC EXCAVATOR **SY245H**



**SANY**

# SPECIFICATIONS

ENGINE	
Model	Cummins QSB6.7
Displacement (l)	6,7
Engine power at rated engine speed (kW/rpm)	142/2000
Max. Torque (N-M @ rpm)	809/1500

SERVICE REFILL CAPACITIES (L)	
Fuel tank	475
Engine coolant	34,7
Engine oil	24,7
Swing drive	5,3
Final drive (each side)	2x4.0
Hydraulic oil tank	277

HYDRAULIC SYSTEM	
Type	Positive flow system
Number of selectable working modes	3
Main pump	
Type	Variable-capacity piston pumps
Maximum flow (l/min)	2x 246
Hydraulic motors	
Travel	2*axial piston motor with parking brake
Swing	1*axial piston motor with swing holding brake
Relief valve setting	
Implement circuits (mpa)	34,3
Travel circuit (mpa)	34,3
Swing circuit (mpa)	29
Heavy lift circuit (mpa)	34,3
Pilot circuit (mpa)	3,9
Hydraulic cylinders	
Boom cylinder diameter x stroke (mm)	135x1305
Arm cylinder diameter x stroke (mm)	140x1660
Bucket cylinder diameter x stroke (mm)	130x1156

OPERATING WEIGHT	
Operating weight with standard bucket, fully serviced, +75 kg operator (ISO)	
Operating weight (kg)	25500
Ground Pressure (kPa)	39,3

Drive	
Travel Speed (Low/High) (km/h)	5.8/3.7
Maximum Travel Force (kN)	227
Gradeability	35°

Swing	
Swing Speed (rpm)	10,6

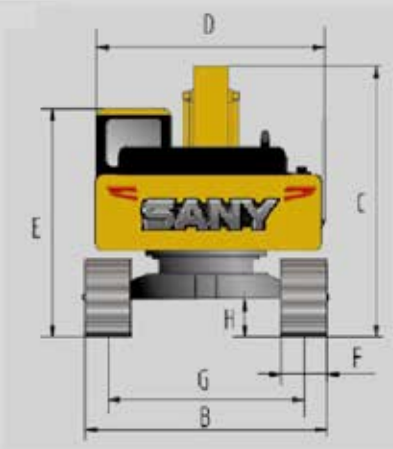
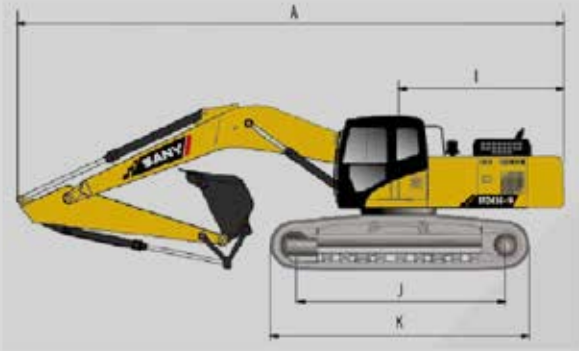
Digging Force	
Bucket Digging Force (kN)	170
Arm Digging Force (kN)	120



# LIFTING CAPACITY

A \ B	3.0m		4.5m		6.0m		7.5m	
7.5m					5981	5981		
6.0m					6083	6083	5775	5673
4.5m					6242	6242	5838	5682
3.0m			9459	9459	7856	7502	6724	5385
1.5m			11713	10834	8870	7118	7037	5191
0			12789	10477	9541	6859	6892	5049
-1,5m	11091	11091	13080	10367	9574	6879	6953	5108
-3.5m	17705	17705	12543	10457	9339	6924		
-4.5m	15261	15261	10814	10766				

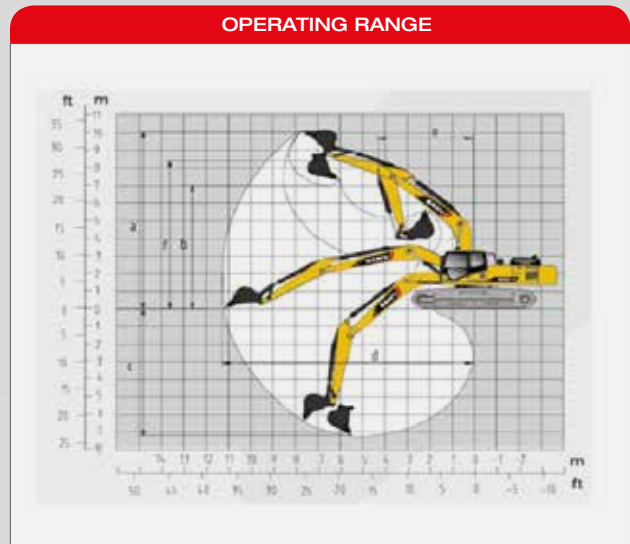
# DIMENSIONS



ITEM	mm
A Transport Length	10.290
B Transport Width	3.290
C Transport Height	3.255
D Upperstructure Width	3045
E Blade Height	-
F Standard Track Shoe Width	800
G Track Gauge	2590
H Minimum Ground Clearance	470
I Tail Swing Radius	3105
J Center distance of tumbler	3640
K Overall length of crawler	4445
Boom Length	5900
Arm Length	2950

UNDERCARRIAGE	
Track shoe width (mm)	800
Number of track shoes (per side)	49
Carrier roller (per side)	9
Track roller (per side)	2

ITEM	mm
A Max. Digging Height	9745
B Max. Dumping Height	6715
C Max. Digging Depth	6705
D Max. Vertical Digging depth	5675
E Max. Digging Reach	10225
F Min. Swing Radius	3800
G Height at Min. Swing Radius	3915
H Max. Clearance when Blade up	-
I Max. Depth of Blade down	-



**QUALITY CHANGES THE WORLD**

**ADDR** SANY EUROPE GmbH  
Sany Allee 1, D-50181 Bedburg  
**TEL** 0049 2272 90531 100  
**FAX** 0049 2272 90531 109  
**MAIL** [info@sanyeurope.com](mailto:info@sanyeurope.com)  
**NET** [www.sanyeurope.com](http://www.sanyeurope.com)

Not all products are available in all markets. Under our policy of continuous improvement, we reserve the right to change specifications and design without prior notice. The illustrations do not necessarily show the standard version of the machine.

**SANY**