



SANY

POWER FOR YOU

Quality Changes the World


C9 SERIES

SY240C-9

- Operating Weight : 24200kg
- Bucket Capacity : 1.2m³HD
- Engine Power : 172.5HP(128.5KW)/2100 rpm



Advance Dynamic Control



- DOMCS intelligent control
- Positive flow control
- Different working modes

High Profitability



- Low fuel consumption
- Higher working efficiency
- Lower maintenance cost

Remote Monitoring System



- Advance GPRS monitoring
- Remote error diagnosis
- Smart machine alerts

Stable & Reliable



- Proven hydraulic components
- Heavy duty structure
- Robust under carriage

SPECIFICATIONS

SY240C-9

ENGINE

Model	Isuzu CC-6BG1TRP
Type	6 Cylinder, Inline, Water Cooled
Rated Engine Power	172.5 HP(128.5 kW) @ 2100 rpm
Max. Torque	679N.m @ 1800 rpm
Batteries	2 X 12 V
Displacement	6.49 L

CONTROL SYSTEM

Control System	DOMCS Intelligent Controller
Control Hydraulic System	Positive Flow
Working Modes	H, S, L, B
Remote Monitoring System	GPRS, GPS, GIS

HYDRAULIC SYSTEM

Main Pumps	2 Variable Displacement Axial Piston Pumps
Max. Flow	2 X 219 lpm
Pilot Pump	1 Gear Pump
Travel Motor	2 Axial Piston Motor with Parking Brake
Swing Motor	1 Axial Piston Motor with Swing Holding Brake

RELIEF VALVE SETTINGS

Implement Circuit	34.3 Mpa
Swing Circuit	28 Mpa
Travel Circuit	34.3 Mpa
Pilot Circuit	3.9 Mpa

UNDERCARRIAGE & WORKING DEVICE

Track Shoes (Each Side)	49
Upper Rollers	2
Lower Rollers	9
Track Guard (Each Side)	2
Std. Track	600 mm
Std. Boom	5900 mm
Std. Arm	2950 mm
Std. Bucket	1.2 m ³ HD

PERFORMANCE

Max. Travel Speed(High/Low)	5.5/3.3 km/h
Swing Speed	11 rpm
Grade ability	70% / 35°
Ground Pressure	47.6 kPa
Max. Tracking Force	209 kN
Bucket Digging Force	175 kN
Arm Digging Force	122 kN

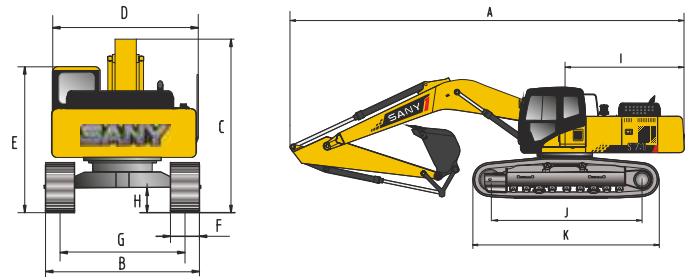
SERVICE REFILL CAPACITIES

Hydraulic Tank	239 L (Tank)	201 L (Refill)
Fuel Tank	340 L	
Engine Oil	24.5 L	
Radiator	29 L	
Swing Device	5.3 L	
Travel Device	2×5.5 L	

CAB

AC	Std.
Cabin Guard	Opt.

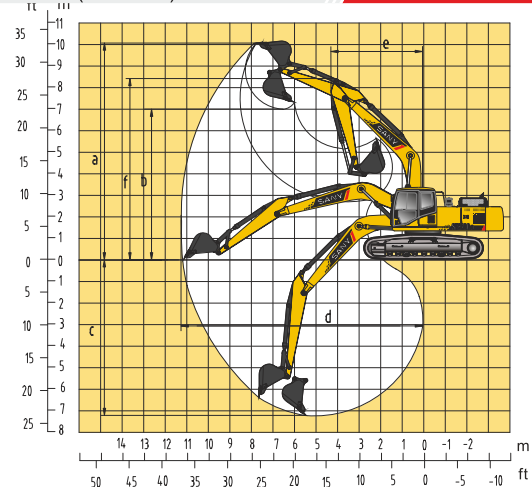
DIMENSION (Unit: mm)



DIMENSION (Unit: mm)

	Arm 2900	Arm 2500
A. Overall Length	9920	9920
B. Overall Width	2980	2980
C. Overall Height	3550	3550
D. Upper Width	2710	2710
E. Overall Height of Cab	2990	2990
F. Std. Track Shoe Width	600	600
G. Track Gauge	2380	2380
H. Min. Ground Clearance	440	440
I. Rear-end Swing Radius	2890	2890
J. Distance between Tumbles	3640	3640
K. Under Carriage Length	4445	4445

WORKING RANGE (Unit: mm)



WORKING RANGE

	Arm 2900	Arm 2500
a. Max. Cutting Height	9640	9270
b. Max. Dumping Height	6725	6405
c. Max. Digging Depth	6785	6340
d. Max. Digging Reach	10150	9690
e. Min. Swing Radius	3800	3915
f. Max. Height at Min. Swing Radius	7940	8125

BUCKET

Capacity	Width (mm)	Weight (kg)	Arm Length	
			2.95m	2.5m
1.2 m ³ HD-Std.	1312	928	✓	✓
1.4 m ³ GP-Opt.	1609	1075	-	✓

SANY HEAVY INDUSTRY INDIA PVT. LTD.

HEAD OFFICE

Address : Plot No. E-4, Chakan Industrial Area Phase-III,
 Village : Kuruli, Taluka: Khed, District: Pune - 410501, Maharashtra, INDIA.
 Tel : +91 21 35670288, Fax: +91 21 35670300
 E-mail : customercare@sany.in
 Website : www.sany.in

Toll Free No.: 1800-209-3337

Please Contact

Material & specification are subject to change without notice in accordance with our continuous technical innovations. Featured machines in photos may include additional.

Version: 2016/04