

HYDRAULIC EXCAVATOR **SY135C**



SANY

SPECIFICATIONS

ENGINE	
Model	4JJ-FT4
Displacement (l)	2,9
Engine power at rated engine speed (kW/rpm)	77/2000
Max. Torque (N-M @ rpm)	375/1800

SERVICE REFILL CAPACITIES (L)	
Fuel tank	240
Engine coolant	22
Engine oil	13
Swing drive	3
Final drive (each side)	2x2.6
Hydraulic oil tank	150

HYDRAULIC SYSTEM	
Type	Positive flow system
Number of selectable working modes	3
Main pump	
Type	Variable-capacity piston pumps
Maximum flow (l/min)	220
Hydraulic motors	
Travel	2*axial piston motor with parking brake
Swing	1*axial piston motor with swing holding brake
Relief valve setting	
Implement circuits (mpa)	31,4
Travel circuit (mpa)	31,4
Swing circuit (mpa)	25,4
Heavy lift circuit (mpa)	34,3
Pilot circuit (mpa)	3,9
Hydraulic cylinders	
Boom cylinder diameter x stroke (mm)	105 x 990
Arm cylinder diameter x stroke (mm)	115 x 1175
Bucket cylinder diameter x stroke (mm)	100 x 885
Blade cylinder diameter x stroke (mm)	130 x 145

OPERATING WEIGHT	
Operating weight with standard bucket, fully serviced, +75 kg operator (ISO)	
Operating weight (kg)	14870
Ground Pressure (kPa)	39







DRIVE	
Travel Speed (Low/High) (km/h)	5.5/3.5
Maximum Travel Force (kN)	110
Gradeability	35°

SWING	
Swing Speed (rpm)	12

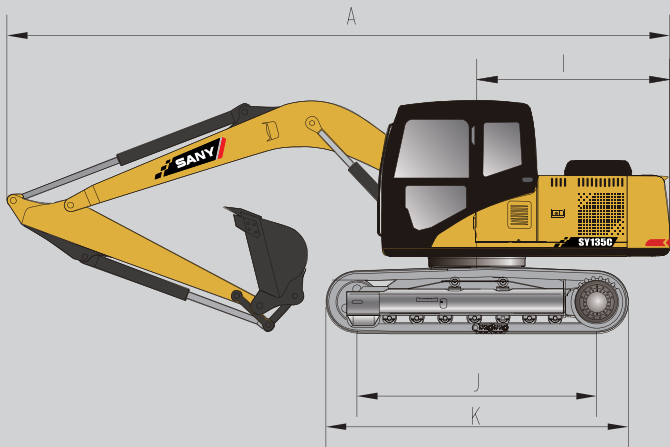
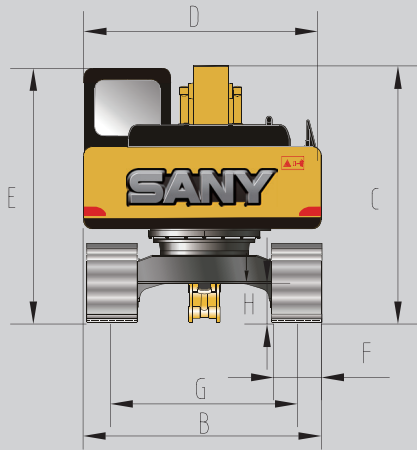
DIGGING FORCE	
Bucket Digging Force (kN)	93
Arm Digging Force (kN)	66



LIFTING CAPACITY

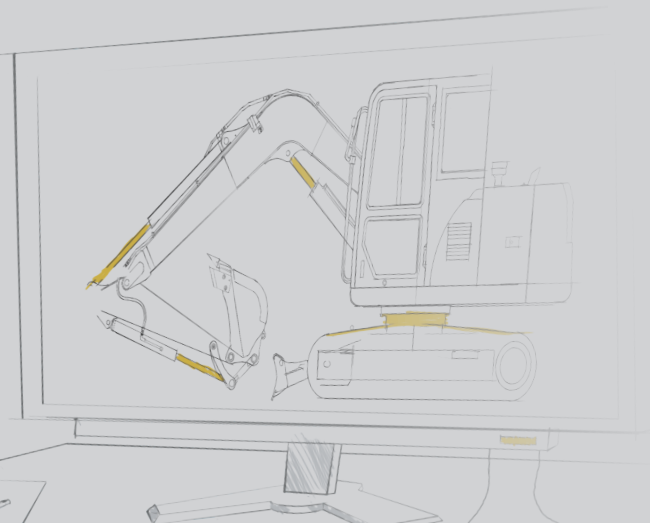
A \ B	6.0m		4.5m		3.0m	
						
6.0m			*2650	2050		
3.0m	1750	1250	2600	1900	4250	3250
0m	1650	1100	2350	1650	3800	2800
-3.0m	1650	1100	2650	1650		2550

DIMENSIONS

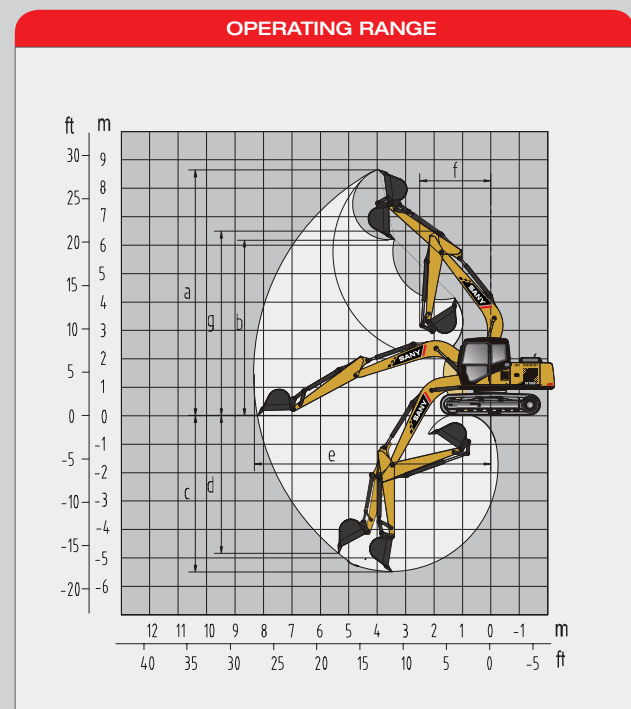


ITEM	mm
A Transport Length	7700
B Transport Width	2650
C Transport Height	2815
D Upperstructure Width	2490
E Blade Height	480
F Standard Track Shoe Width	600
G Track Gauge	1990
H Minimum Ground Clearance	425
I Tail Swing Radius	2205
J Center distance of tumbler	2930
K Overall length of crawler	3665
Counterweight Clearance	870
Boom Length	4600
Arm Length	2500

UNDERCARRIAGE	
Track shoe width (mm)	600
Number of track shoes (per side)	44
Carrier roller (per side)	1
Track roller (per side)	7



ITEM	mm
A Max. Digging Height	8645
B Max. Dumping Height	6175
C Max. Digging Depth	5500
D Max. Vertical Digging depth	4850
E Max. Digging Reach	8290
F Min. Swing Radius	2500
G Height at Min. Swing Radius	6500
H Max. Clearance when Blade up	490
I Max. Depth of Blade down	320



QUALITY CHANGES THE WORLD

ADDR SANY EUROPE GmbH
Sany Allee 1, D-50181 Bedburg
TEL 0049 2272 90531 100
FAX 0049 2272 90531 109
MAIL info@sanyeurope.com
NET www.sanyeurope.com

Not all products are available in all markets. Under our policy of continuous improvement, we reserve the right to change specifications and design without prior notice. The illustrations do not necessarily show the standard version of the machine.

SANY